



PFI MEGA LIFE

PFI MEGA LIFE AMANAH BALANCED FUND

SHARIA BALANCED UNIT LINK

Bloomberg Link: <https://www.bloomberg.com/quote/MPLABID:J>

June 30, 2022

Investment Objectives

Maintain a balance between investment value growth and securities fluctuations through investment in sharia equity securities, sharia fixed income securities and sharia money market securities.

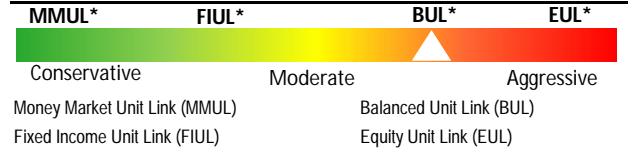
Investment Policy

Sharia Stocks / Equity Mutual Funds	0% - 75%
Sukuks / Fixed Income Mutual Funds	0% - 75%
Sharia Money Market / Money Market Mutual Funds	0% - 75%

About PFI Mega Life

Established in 2011, PT PFI Mega Life Insurance is a newly structured joint venture life insurance company which combines the global expertise of Prudential Financial Inc with the local market network of CT Corpora. PFI Mega Life offers an array of life insurance products which cater to a wide range of customers, from large entities to individuals.

Risk Profile



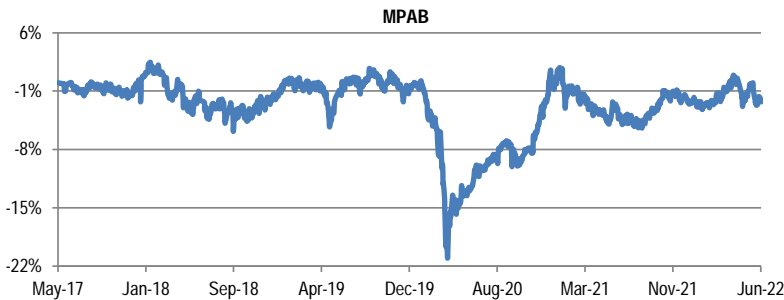
Top Holdings in Portfolio (Alphabetical Order)

No	Name	Investment Type - Sector	Related Party
1	Adaro Energy Tbk	Stock - Energy Sector	No
2	Indofood CBP Sukses Makmur Tbk	Stock - Consumer Non-Cyclicals Sector	No
3	Kalbe Farma Tbk	Stock - Healthcare Sector	No
4	PBS012	Government Sukuk	No
5	PBS017	Government Sukuk	No
6	PBS019	Government Sukuk	No
7	PBS026	Government Sukuk	No
8	PBS027	Government Sukuk	No
9	Telkom Indonesia (Persero) Tbk	Stock - Infrastructure Sector	No
10	United Tractors Tbk	Stock - Industrial Sector	No

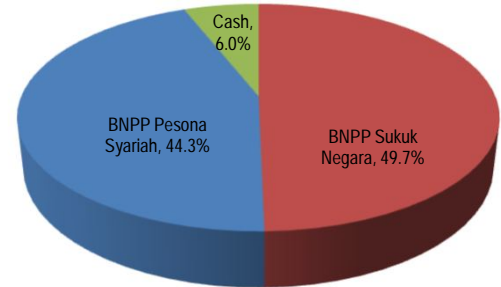
Unit Link Information

Inception Date	May 30, 2017
Investment Manager	PFI Mega Life Insurance
Assets Under Management	8,257,359,372
Total Unit Issued	8,451,536
Custodian Bank	CIMB Niaga
NAV/Unit as of May 30, 2017	1,000.00
NAV/Unit as of June 30, 2022	977.02
Valuation Period	Daily
Currency	Rupiah
Management Fee Max.	2.50% p.a.
Custodian Fee Max.	0.25% p.a.

Since Inception Performance



Assets Allocation



Investment Risks

- Risk of deteriorating economic and political conditions.
- Risk of dissolution and liquidation.
- Risk of decrease in investment value.
- Risk of liquidity.

Unit Link Monthly Performance For The Last 12 Months

Period	Jul-21	Aug-21	Sep-21	Oct-21	Nov-21	Dec-21	Jan-22	Feb-22	Mar-22	Apr-22	May-22	Jun-22
Return	-0.62%	1.37%	1.41%	1.22%	-1.01%	0.02%	-0.42%	0.53%	1.23%	1.59%	-0.68%	-2.14%

Unit Link Annual Performance For The Last 5 Years

Period	FY 2017	FY 2018	FY 2019	FY 2020	FY 2021
Return	#N/A	-1.99%	1.37%	-0.51%	-1.56%

Historical Performance

	1 Month	3 Months	6 Months	YTD	1 Year	3 Years	5 Year	Since Inception
PFI Mega Life Amanah Balanced Fund (MPAB) *	-2.14%	-1.27%	0.05%	0.05%	2.46%	-2.35%	-2.12%	-2.30%
Peer Group Index**	-2.16%	-0.29%	0.26%	0.26%	3.75%	-3.78%	-9.23%	-7.87%
Peer Group Index Alpha	0.01%	-0.97%	-0.21%	-0.21%	-1.29%	1.43%	7.11%	5.57%
Benchmark***	-1.41%	-0.26%	2.17%	2.17%	8.45%	19.24%	29.12%	30.77%
Benchmark Alpha	-0.73%	-1.01%	-2.11%	-2.11%	-6.00%	-21.59%	-31.24%	-33.07%

Notes: * Old: Mega Prima Link Amanah Balanced Fund; **, Sharia Balanced Fund Index (SBFI); ***, 45% ISSI + 45% IGSIX + 10% IDR 1 Month TD Rate Net.

Disclaimer:

This report is prepared by PT PFI Mega Life Insurance for informational purposes only and can not be used or used as a basis for offering or selling. This report is based on the circumstances that have occurred and has been carefully prepared by PT PFI Mega Life Insurance even though PT PFI Mega Life Insurance does not guarantee the accuracy or completeness of the report. PT PFI Mega Life Insurance and its officers or employees shall not be liable for any direct or indirect losses arising from any use of this report. Past performance does not reflect future performance. Prospective Investors must understand the risks of investing in Unit Link (Capital Market), therefore prospective Investors must read and understand the contents of Policy/Brochure before deciding to invest.

PT PFI MEGA LIFE INSURANCE

Jl. T.B. Simatupang Kav. 88, Pasar Minggu, Jakarta Selatan 12520
Phone +62 21 50812100, Fax. +62 21 50812121

